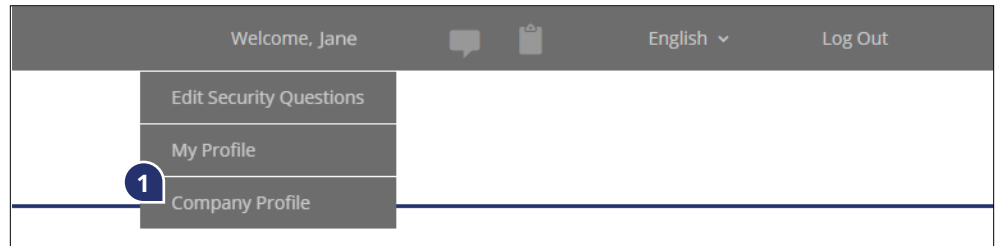


HUB's Quick Quote now supports Menu-Selling by allowing you to create multiple quotes for comparison for your customers. Using the Quick Quote Comparison Tool, you can create up to four different quotes for a single customer, include additional Third Party Products in each quote, and save quote templates for specific vehicles. Print your Comparison Quotes for a quick and easy side-by-side comparison view to review with your customers.

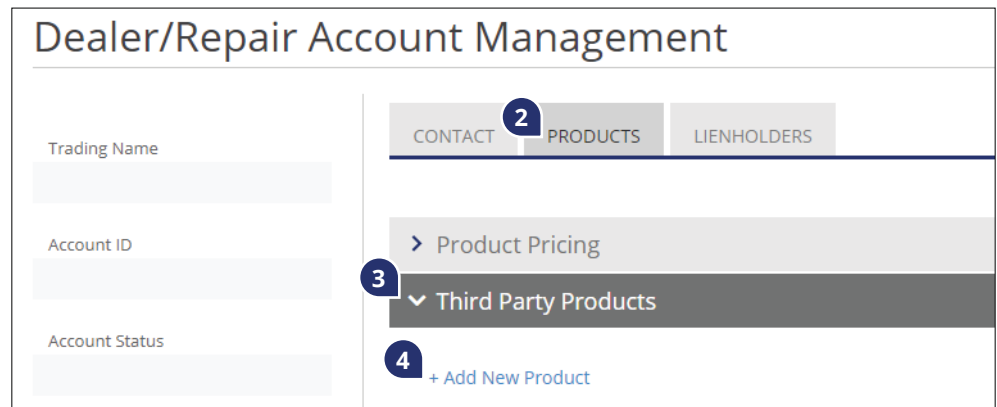
Step 1 of 4:

Set Up Third Party Products

You may add Third Party Products to a quote. To do so, set up the Third Party Product in your **Dealership Profile (1)**.



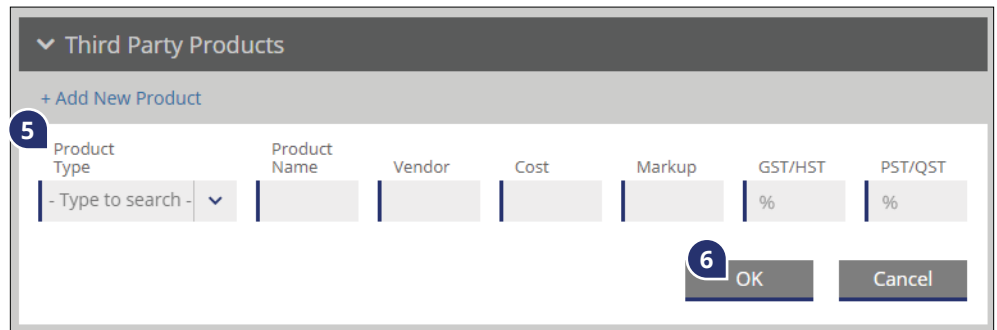
On the **Products (2)** tab of your **Dealership Profile**, find the **Third Party Products (3)** section and click **+ Add New Product (4)** to add a new Third Party Product.



Specify the **Product Type (5)** and enter the additional product details.

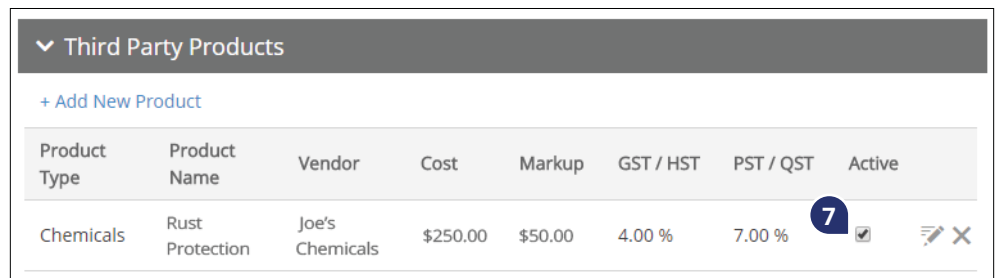
Note: All fields are mandatory when setting up a Third Party Product.

Click **OK (6)** to save the Third Party Product.



The new Third Party Product is displayed in a table. Confirm the **Active (7)** checkbox is selected to ensure your **Third Party Product** is available in **Quick Quote**.

Note: You can only edit or delete a **Third Party Product** if the product has not been used in a quote. If a **Third Party Product** has been used in a quote and you need to change the product, uncheck the **Active** checkbox to deactivate the product and add a new **Third Party Product**.



Need Help?

If you have any questions, please contact **Customer Service** at: **1.800.510.8372** | **service@lgm.ca**

Step 2 of 4:

Create Multiple Quotes

To begin, refer to the **Quote and Purchase a Contract** Quick Reference Guide to create a single quote. The first quote created is given the default name **Option "A"** (8) and any products selected belong to the **Option "A"** tab. Click on the name **Option "A"** to change the name to one of your choosing.

To create a second quote for comparison, click the **+** (9) icon. A new tab named **Option "B"** (10) appears.

Note: Any quote tab name may be changed by clicking the name and entering a new name.

Initially, **Option "B"** will contain the same selected product options chosen for **Option "A"**. Click on different products and product options to differentiate **Option "A"** from **Option "B"**.

You may create up to four different quotes for comparison by clicking **+**. Each quote created will be a copy of the previous quote's selections.

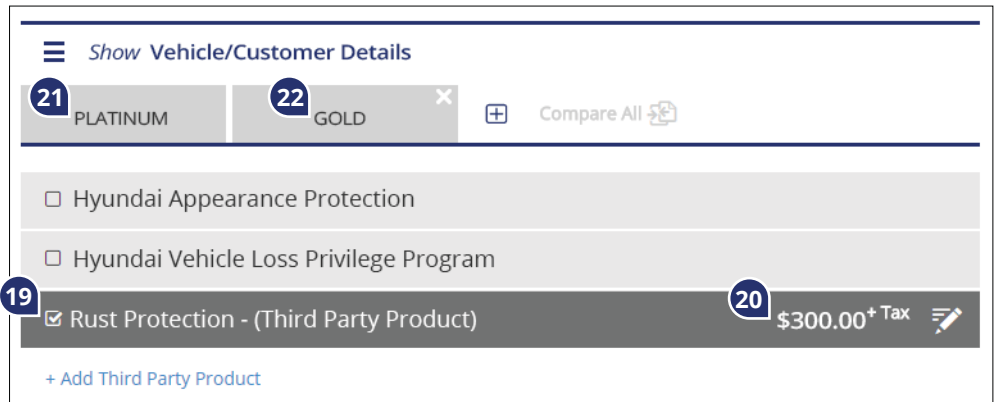
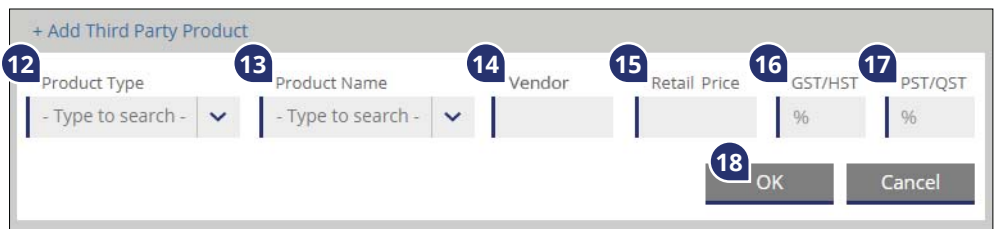
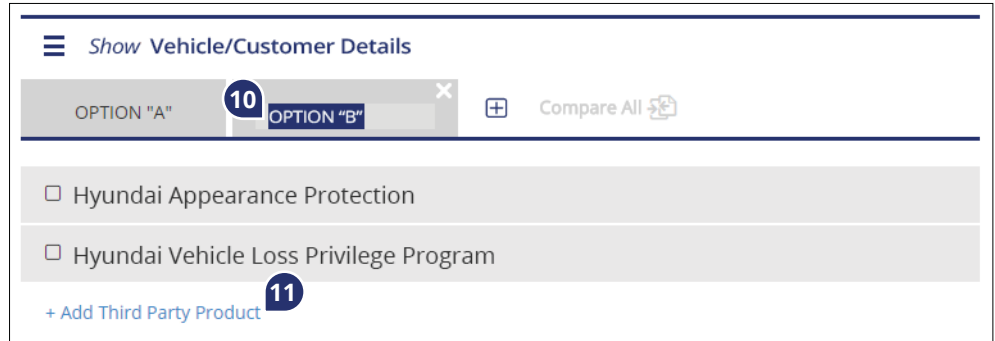
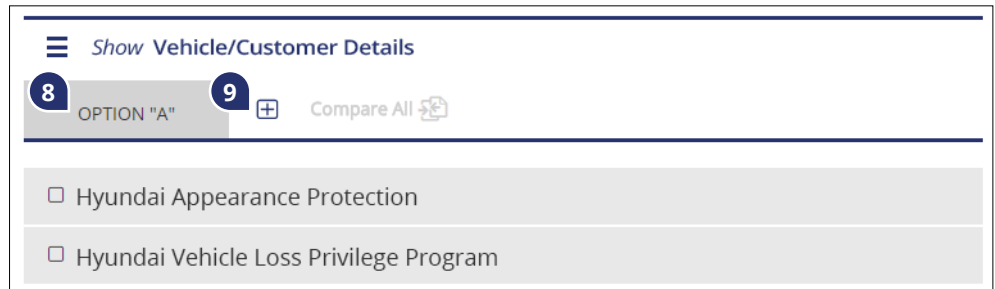
To add a Third Party Product to a quote, click **+ Add Third Party Product** (11).

Note: The **+ Add Third Party Product** link only appears on the Quick Quote page if a **Third Party Product** has been set up in your **Dealership Profile**.

Select the **Product Type** (12) and the **Product Name** (13). Once the **Product Name** is selected, the **Vendor** (14), **Retail Price** (15), **GST/HST** (16) and **PST/QST** (17) fields are automatically populated. The **Retail Price**, **GST/HST** and **PST/QST** values can be updated on this screen.

Click **OK** (18) to add the Third Party Product to the quote. The Third Party Product is then added to the quote (19) with the product price displayed (20).

Note: As an example, the tab names have been updated to **Platinum** (21) and **Gold** (22).



Need Help?

If you have any questions, please contact **Customer Service** at: **1.800.510.8372** | **service@lgm.ca**

Step 3 of 4:

Compare All

Once all of your quotes have been created, click **Compare All** (23). The Comparison Tool displays all quotes side-by-side for easy comparison.



In the **Quick Quote Comparison** window, you may enter the **Interest Rate** (24) and the **Term (mo)** (25) on one quote, then click **Update All** (26) to apply the interest rate and term months across all quotes. Click the **Calculate Payment** (27) drop down menu to update the payment frequency; pricing will update dynamically when changing the **Calculate Payment** selection.

Use the **scroll bar** (28) to view the additional product details within the **Quick Quote Comparison** window.

Check **Add Taxes** (29) to view the cost with taxes included.

Click **Hide Product Pricing** (30) to display individual product pricing.

Click **Save Quote** (31) and give this set of quotes a name to save this group of quotes for future reference.

Click **Print All** (32) to print the **Quick Quote Comparison View** for your customer.

Click **Select** (33) to choose a particular quote; the quote appears selected in the **Quick Quote View**.

Quick Quote Comparison

OPTION "A"	OPTION "B"	OPTION "C"
Hyundai Appearance Protection Plans: Platinum Term (mo): 60 Term (km): 250,000 Monthly: \$70.90	Hyundai Appearance Protection Plans: Gold Term (mo): 48 Term (km): 250,000 Monthly: \$62.23	Hyundai Appearance Protection Plans: Gold Term (mo): 24 Term (km): 250,000 Monthly: \$57.03
Hyundai Vehicle Loss Privilege Program Plans: Total Loss Event Privilege Term Month: 84 Monthly: \$60.89	Hyundai Vehicle Loss Privilege Program Plans: Partial Loss Event Privilege Term Month: 84 Monthly: \$66.70	Rust Proofing (Third-Party Product) Monthly: \$13.01
Interest Rate: 2.00% (24) Term (mo): 24 (25) Update All (26)	Interest Rate: 2.00% Term (mo): 24 Update All	Interest Rate: 2.00% Term (mo): 24 Update All
Calculate Payment: Monthly (27) Add Taxes (29) Hide Product Pricing (30)		
Monthly: \$131.79 Select (33)	Monthly: \$128.93 Select	Monthly: \$70.04 Select
Save Quote (31) Print All (32) Cancel		

Need Help?

If you have any questions, please contact **Customer Service** at: **1.800.510.8372** | **service@lgm.ca**

Step 4 of 4:

Purchase a Contract

Click **Purchase (34)** to purchase the quote and print the contract(s) for your customer to sign.

☰ Show Vehicle/Customer Details

OPTION "A" ✕ | OPTION "B" ✕ | OPTION "C" ✕ | + Compare All 🔄

Hyundai Appearance Protection 🖨️

Hyundai Vehicle Loss Privilege Program 🖨️

[+ Add Third Party Product](#)

<p>Quote Summary</p>	Save	Print	34	Purchase	<p>Retail Price</p> <p>\$2,974.00</p>	<p>GST</p> <p>\$148.70</p>	<p>Total Payment</p> <p>\$3,122.70</p>
----------------------	-------------------	--------------------	------------------------	-----------------------	--	-----------------------------------	---

Need Help?

If you have any questions, please contact **Customer Service** at:
1.800.510.8372 | service@lgm.ca